


# TCM-3401/TCM-3411

H.264 Megapixel IP PoE Fixed Dome / H.264 Megapixel IP D/N PoE Fixed Dome



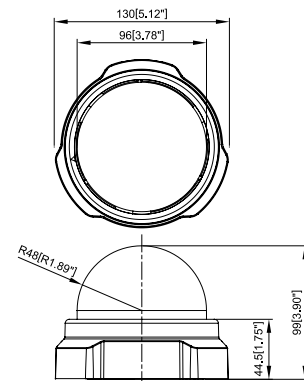
- 1/3" Aptina Progressive Scan CMOS
- Day and night function with mechanical IR cut filter (TCM-3411)
- Minimum illumination 0.5 Lux at F1.0 (TCM-3401) / 0.05 Lux at F1.0 (TCM-3411)
- Built-in f4.2mm / F1.8 Megapixel fixed lens (It is possible to replace the bundled lens with the optional lens)
- 18 fps at 1280 x 1024 resolution
- Selectable H.264, MPEG-4 SP, MJPEG compressions with dual streaming
- Two-way audio
- Digital input and digital output
- Wide Dynamic Range
- Powered by PoE Class 3 / DC 12V

## PHOTO INDICATION



- 1 Ethernet Port
- 2 Reset Button
- 3 DC 12V Power Input
- 4 Audio Input / Output & Digital Input / Output






## DIMENSION DIAGRAM



Unit: mm [inch]

## ACCESSORY OPTIONS

Lens		
PLEN-0121		IR Compatible, Fixed Iris, F2.0, 2.8 mm, 92.5°
Dome Cover		
PDCX-0101		3-inch, smoke, non-vandal proof

Popular Mounting Solutions		
Surface	Accessories not required	
Wall	PMAX-0308 	
Pendant	PMAX-0101 + PMAX-0103 	
Corner	PMAX-0101 + PMAX-0303 + PMAX-0402 	
Pole	PMAX-0101 + PMAX-0303 + PMAX-0502 	
Flush	PMAX-1006 	

\* For more mounting solutions, please refer to Mounting Accessory section of Buyer's Guide or Project Planner on [www.acti.com](http://www.acti.com)

## TCM-3401/TCM-3411

## PRODUCT SPECIFICATION

	TCM-3401	TCM-3411
<b>• Device</b>		
Device Type	Fixed Dome Camera	
Image Sensor	Aptina Progressive Scan CMOS	
Sensor Size	1/3" (4.8 x 3.6 mm)	
Day / Night	No	Yes
Minimum Illumination	Color: 0.5 lux at F1.0 (30 IRE, 2400°K) B/W: 0.5 lux at F1.0 (30 IRE, 2400°K)	Color: 0.5 lux at F1.0 (30 IRE, 2400°K) B/W: 0.05 lux at F1.0 (30 IRE, 2400°K)
Color to B/W switch	DSP based switch, configurable	CDS sensor based switch, configurable DSP based switch, configurable
Mechanical IR Cut Filter	No	Yes
IR Sensitivity Range	No	700 - 1100 nm
IR LED	No	
Electronic Shutter	1/30 - 1/1,000 sec (60Hz); 1/25 - 1/1,000 sec (50Hz) (manual mode) 1/5 - 1/15,000 sec (auto mode)	
<b>• Lens**</b>		
Focal Length	Fixed focal, f4.2 mm / F1.8	
Iris	Fixed iris	
Focus	Fixed focus	
Mount Type	Board mount (Interchangeable lens)	Board mount
Horizontal Viewing Angle	64.7°	
Viewing Angle Adjustment	Pan: 0° - 170°; Tilt: 0° - 180°	
<b>• Video</b>		
Compression	H.264, MPEG-4 SP, MJPEG	
Maximum Frame Rate vs. Resolution	18 fps at 1280 x 1024 (SXGA); 26 fps at 1280 x 720 (HD 720p); 30 fps at 640 x 480 (VGA); 30 fps at 320 x 240 (QVGA); 30 fps at 160 x 112 (QQVGA)	
Multi-Streaming	Simultaneous dual streams based on two configurations	
Bit Rate	28 Kbps - 6 Mbps (per stream)	
Bit Rate Mode	Constant, Variable	
S/N Ratio	More than 44 dB	
Image Enhancement	Wide dynamic range; White balance: automatic, hold, predefined and manual; Brightness; Saturation; Contrast; Sharpness; Automatic gain control; Auto exposure: automatic, predefined and manual; Flickerless	
Privacy Mask	4 configurable regions	
Text Overlay	User defined text on video	
Image Orientation	Image flip and mirror	
<b>• Audio</b>		
Compression	8 kHz, Mono, PCM, 16 bit encoding	
Audio-In	Terminal block	
Audio-Out	Terminal block	
<b>• Network</b>		
Protocol & Service	TCP, UDP, HTTP, HTTPS, DHCP, PPPoE, RTP, RTSP, IPv6, DNS, DDNS, NTP, ICMP, ARP, IGMP, SMTP, FTP, UPnP, SNMP, Bonjour	
Ethernet Port	1, Ethernet (10/100 Base-T), RJ-45 connector al block	
Security	IP address filtering; HTTPS encryption; Password protected user levels; IEEE 802.1X network access control	
<b>• Alarm</b>		
Alarm Trigger	Video motion detection (3 regions); External device through digital input	
Alarm Response	Notify control center; Change camera settings; Command other devices; E-mail notification with snapshots; Upload video, snapshot to FTP server; Activate external device through digital output	
<b>• Interface</b>		
Digital Input	1, terminal block	
Digital Output	1, terminal block	
<b>• General</b>		
Power Source / Consumption	PoE Class 3 (IEEE802.3af) / 6.72 W; DC 12V / 4.8 W; PoE Class 3 (IEEE802.3af) / 6.72 W	
Weight	350 g (0.7 lb)	
Dimensions (Ø x H)	130 mm x 99 mm (5.12" x 3.90")	
Mount Type	Surface, Pendant, Wall, Corner, Pole, Flush	
Operating Temperature	-10 °C ~ 50 °C (14 °F ~ 122 °F)	
Operating Humidity	10% ~ 85% RH	
Approvals	Camera: CE, FCC; Adapter: CE, TUV-GS, UL, RCM, CCC	
<b>• Integration</b>		
Unified Solution	Fully compatible with ACTi software	
ISV Integration	Software Development Kit (SDK) available	
Firmware Access Browser	Microsoft Internet Explorer 6.0 or newer	

\*\* It is possible to replace the bundled lens with the optional lens.

\* All specifications are subject to change without notice.  
\* All brand names and registered trademarks are the property of their respective owners.

www.acti.com

